

AGE WAVE


The changing
demographic landscape
of America and
Greater Rochester.



Forty-eight million Americans are 65 or older.
In just 15 years, 72 million Americans
will be 65 or older.

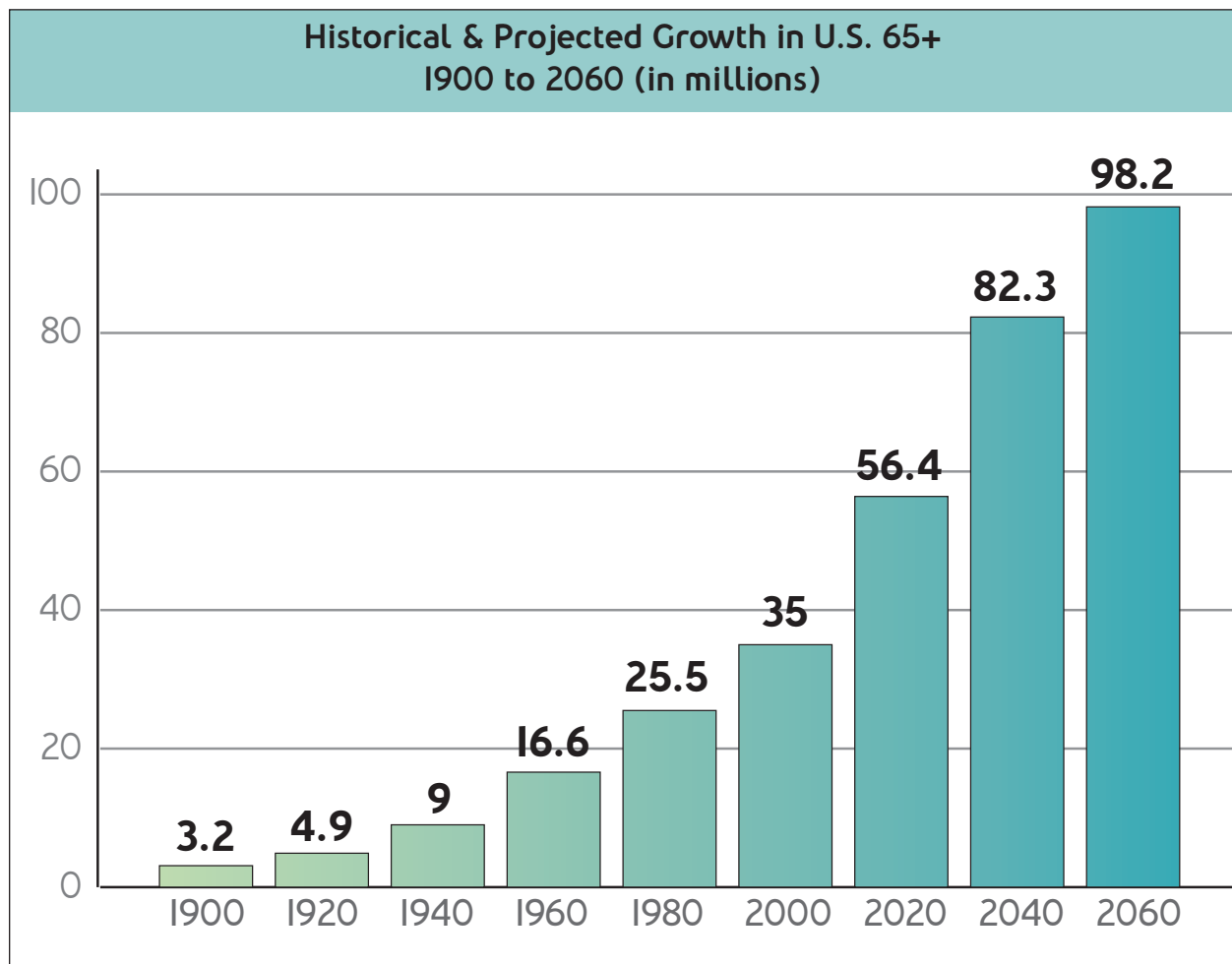


Provided by:
Lifespan of Greater Rochester Inc. 2017
www.lifespanrochester.org
585-244-8400



An AGE WAVE of Historic Depth

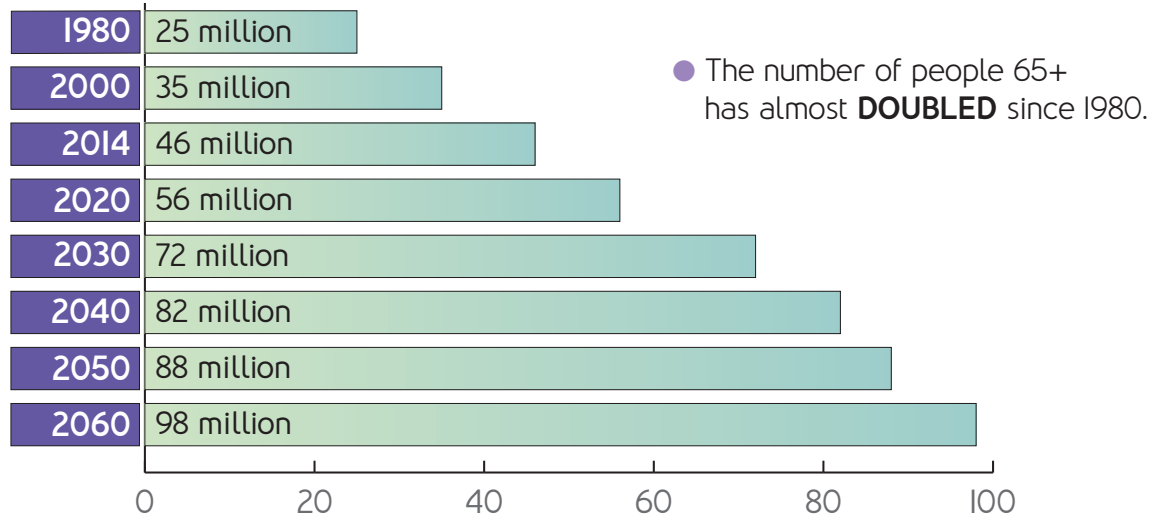
The confluence of increasing longevity and the aging of the baby boom generation is creating an unprecedented age wave in the U.S. The leading edge of the boomer generation (the 76 million people born between 1946 and 1964) turned 70 in 2016, and advances in health care are resulting in greater numbers of older adults living longer. These trends will continue to swell the number of people 65 and older in the U.S.



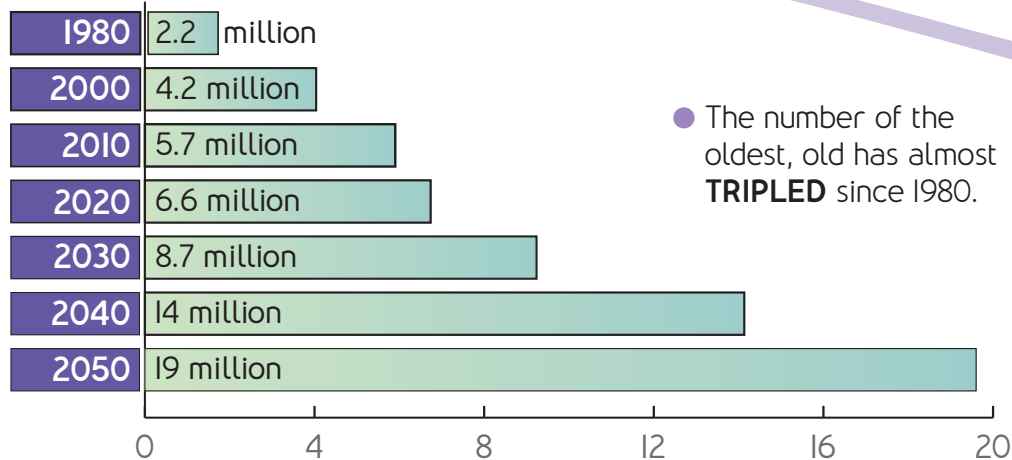


In 2032, it is projected that the population age 65+ will exceed the number of children under age 15 for the first time in our history.

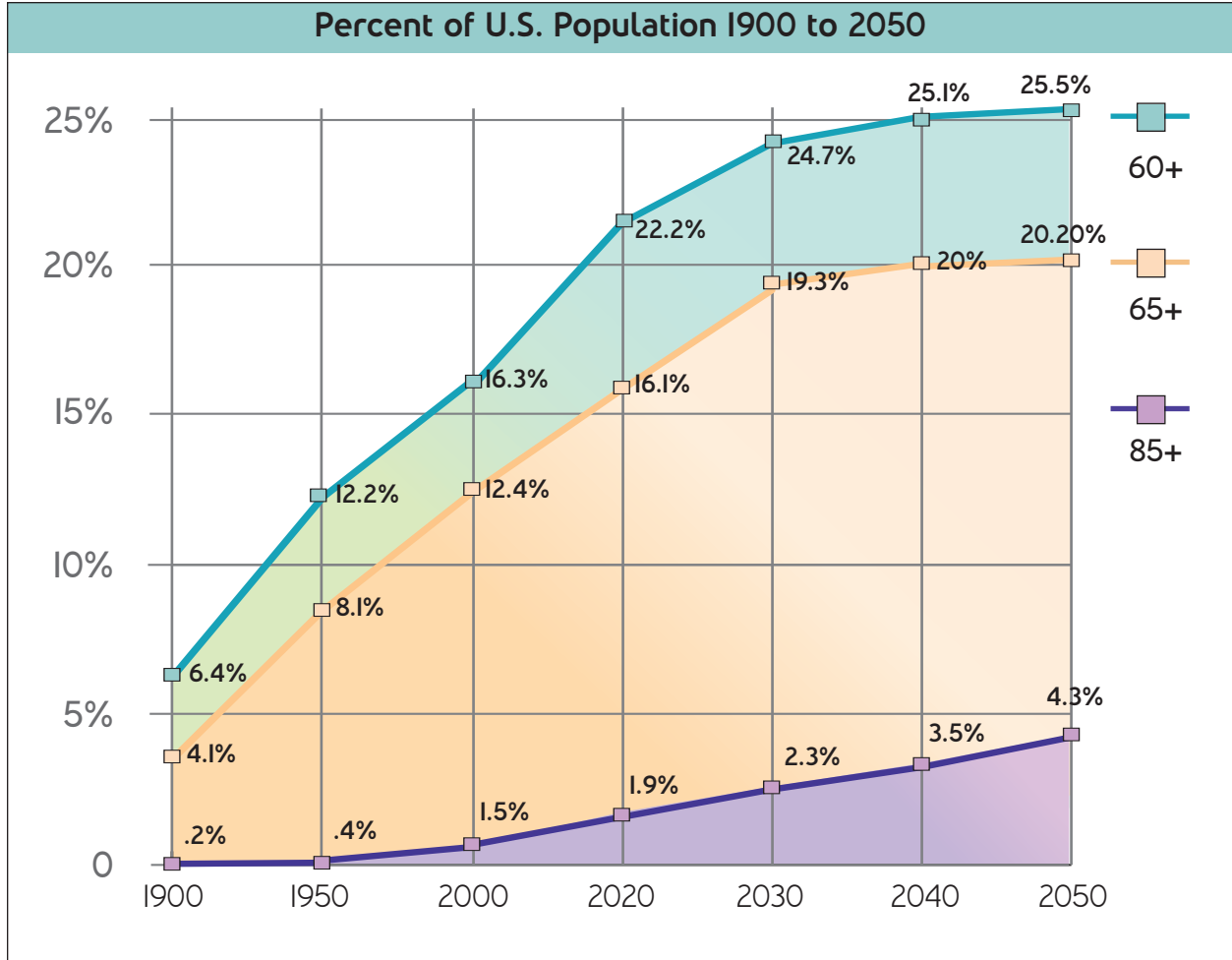
Nationally 65+ at a Glance



Nationally 85+ at a Glance



As a percentage of the U.S. population, the 60+, 65+ and 85+ populations will increase to historical proportions.



Currently:

● About 20% of the U.S. population is 60 or older. **Increases to 25.5% by 2050.**
One in four Americans will be 60 or older.

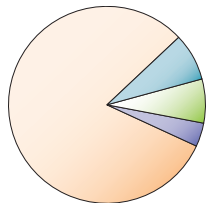
● About 14% of the U.S. population is 65 or older. **Increases to 20.2% by 2050.**

● About 2% of the U.S. population is 85 or older. **Increases to 4.3% by 2050.**

Source: U.S. Census, Middle Services.

U.S. Quick Facts

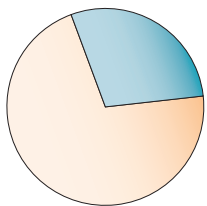
Life expectancy at age 65 is 20.5 more years for women and 18 more years for men.
Life expectancy at birth has increased 10 years since 1950.



2015 U.S. Minority Composition

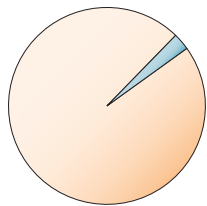
- 22% of people 65+ are racial or ethnic minority members.
- 9% are African-American.
- 8% are Hispanic.
- 4% are Asian.

▶ By 2030, almost 30% of people 65+ will be racial or ethnic minority members.



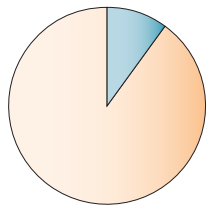
2015 U.S. Living Alone

- 29% of people 65+ live alone.



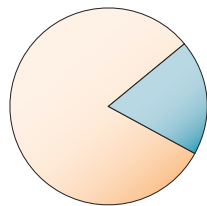
2015 U.S. Living in Nursing Homes

- Just 3.1% of people 65+ live in institutional facilities. Increases to 9% of people 85+.



2015 Income

- Median income \$31,000 for men. \$18,000 for women. 8.8% live below poverty level.



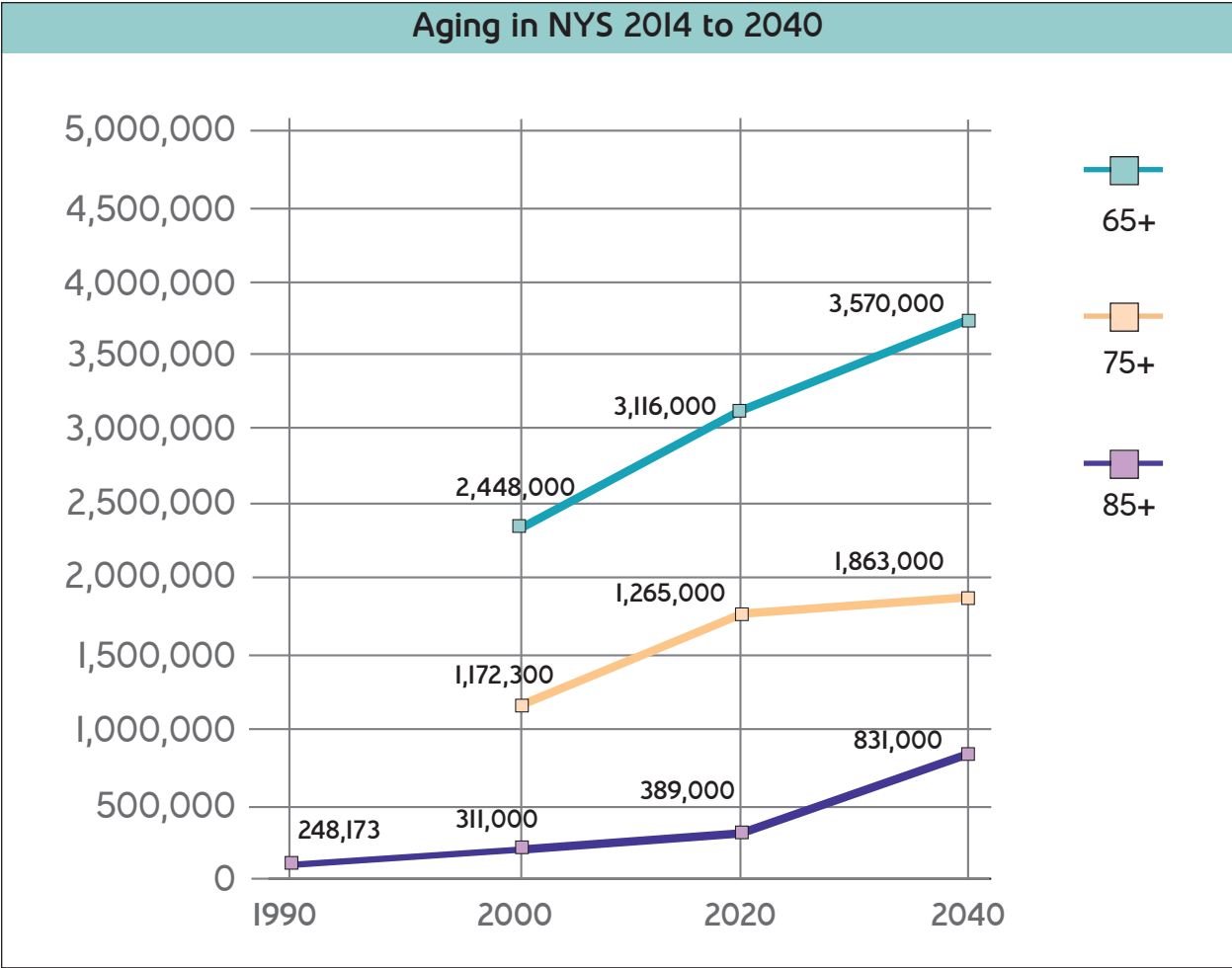
2015 Employment

- 19% of people 65+ were working or seeking work. Labor force participation among people 65+ has been rising since 2002.

New York State

In 2015, 20% of residents are 60 or older for the first time in history.

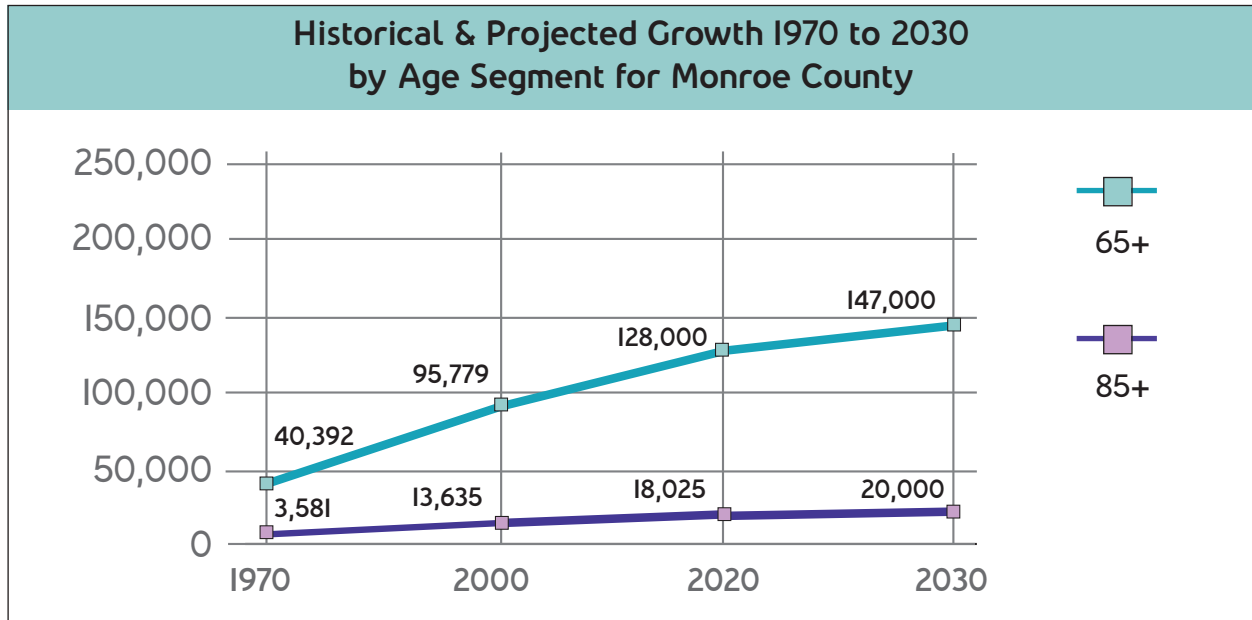
New York State, like the country, also faces an historic age wave.



Source: Cornell Program on Applied Demographics, 2015.

Monroe County

In Monroe County, 21% of residents are 60+ for the first time in history.



Monroe County at a Glance 2020

96,000 residents 50 – 60.

175,000 residents 60+.

128,000 residents 65+.

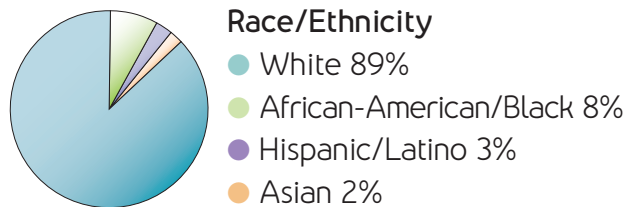
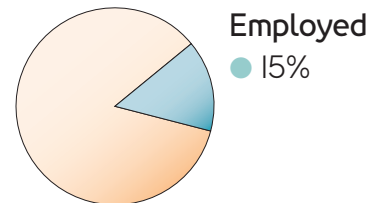
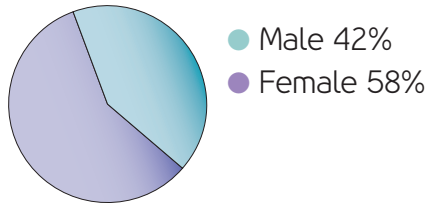
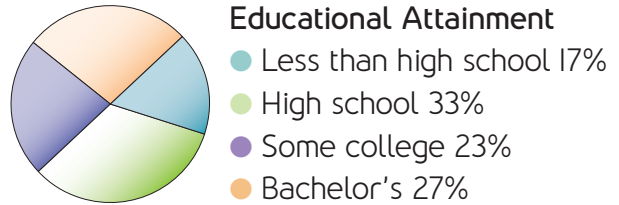
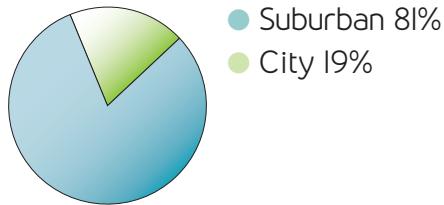
55,000 75+.

18,000 85+.

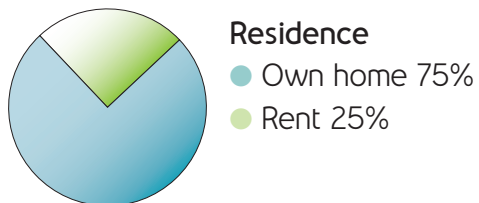

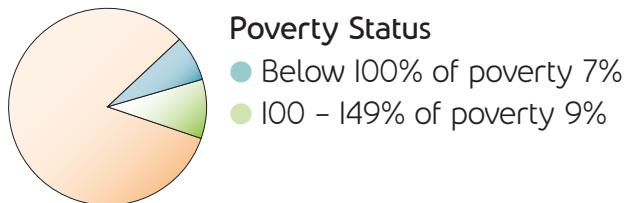
Source: Cornell Program on Applied Demographics, 2015.

Monroe County Quick Facts 65+

81% of people 65 or older live in suburban towns. 19% live within the city limits.

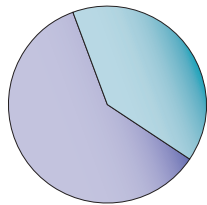


► Speaks English less than well 6%

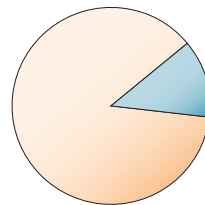


City of Rochester Quick Facts 65+

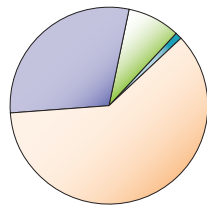
65+ = 20,400 (10% of the total city population)



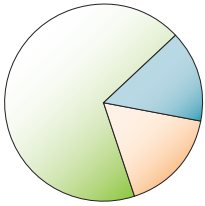
Male 40%
Female 60%



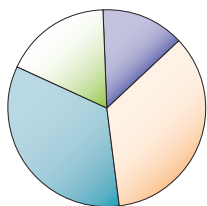
Employed
13%



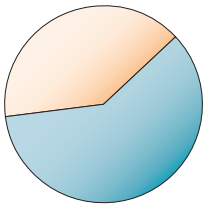
Ethnicity/Race
White 64%
African-American/Black 31%
Hispanic 9%
Asian 1%



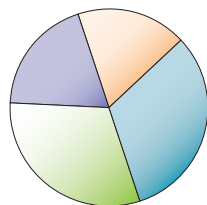
Poverty Status
Below 100% of the poverty level 15%
100 to 149% of the poverty level 17%



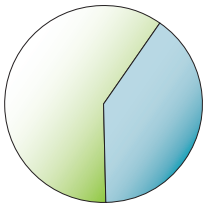
Marital Status
Married 34%
Widowed 33%
Divorced 17%
Never married 13%



Own home 60%
Rent 40%



Educational Attainment
Less than high school 32%
High school 31%
Some college 19%
Bachelor's 18%



Disability Status
With any disability 40%

▶ Speaks English less than well 11%

▶ Lives Alone 56%

Statistical Sources:
A Profile of Older Americans, 2014.
U.S. Administration on Aging
U.S. Census 2010
American FactFinder, U.S. Census,
2009- 2013 American Community
Survey 5-Year Estimates
New Realities of an Older America,
Stanford Center on Longevity, 2010.

Issues Associated with an Aging Population

Transportation

A majority of older adults are aging in car-dependent suburban and rural locations where transportation and pedestrian infrastructure is not optimal for those who no longer drive. Men outlive their ability to drive by six years and women by ten years.

Housing

“The existing housing stock is unprepared to meet the escalating need for affordability, accessibility, social connectivity and supportive services” for a growing population of older adults.

Meeting the Needs of an Aging Population.
Joint Center for Housing Studies of Harvard University, 2014.

Medicare & Social Security

Medicare, the federal government’s health insurance plan for people 65 and older (and younger people with disabilities) covers about 46 million older adults today. This will increase to 72 million in 2030 and 98 million in 2060. “Social Security and Medicare together accounted for 41 percent of Federal expenditures in fiscal year 2015. The projections indicate that Medicare still faces a substantial financial shortfall that will need to be addressed with further legislation. Such legislation should be enacted sooner rather than later to minimize the impact on beneficiaries, providers, and taxpayers.”

*A Summary of the 2016 Annual Reports —
Social Security and Medicare Boards of Trustees*

Elder Abuse

A 2010 NYS study of the prevalence of elder abuse estimates that as many as 260,000, or one in thirteen, older adults become victims of elder abuse each year in our state. It also found that for every known case, 24 are unknown to authorities. Elder abuse occurs in every neighborhood and income strata. Financial exploitation (theft of money or property, accessing money without permission) is the most common form of elder abuse.

Long-term Care & Workforce

Studies find that Americans do not understand that Medicare does not cover long-term care expenses at home, in assisted living or in nursing homes. Most people do not know the average cost of a year in a nursing home is more than \$100,000. According to the American Geriatrics Society, we also face a critical shortage of direct health care workers and geriatricians to care for the growing population of older adults.

Alzheimer’s

About 5 million Americans have this disease. By 2050 it is estimated that there will be 14 million cases in the U.S.

Caregiving

About 20% of families in the U.S. are providing care for an older relative. 80% of all long-term care in NYS is provided by family caregivers. The typical caregiver is a 46-year-old woman with some college experience who provides more than 20 hours of care each week for her mother.





Lifespan of Greater Rochester Inc.
1900 S. Clinton Avenue
Rochester, NY 14618
585-244-8400
www.lifespanrochester.org